


Mini L.E.D. cordless handpiece is user-friendly

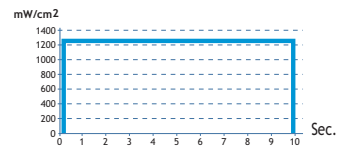


On/off button.

Choice of three modes for optimal curing of all types of composite

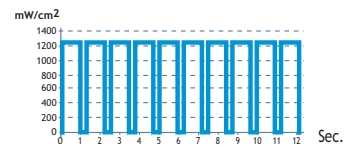
Fast mode

Emits at full power for 10 seconds (audible signal after five seconds).



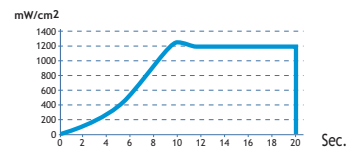
Pulse mode

Emits 10 successive one-second flashes at full power (audible signal after five flashes).



Ramping mode

Emits 20 seconds progressively up to full power (audible signal every five seconds).



Navigation button

Successive presses go through the different menus.

Mini L.E.D.

Specifications and accessories



Technical specifications

Unit

Size: Ø 23 x 200mm
Weight: 160g
Classification: Class II, type B
Operating conditions: Continuous service
IPX0

Mains transformer (EEC)*

Supply voltage: 100 - 240 V AC
Frequency: 47 - 63 Hz
Output voltage: 12 V DC
Output current: 0.6 A
Classification: Class II, IP 40

Base

Voltage: 12 V DC
Protection: Fuse 2 AT
Operating conditions: Continuous service
IPX0

Battery

Type: Lithium-Ion
Size: Ø 23 x 90mm
Capacity: 2,000 mAh

Optical specifications

Wavelength: 420-480nm
Power: 1,250 mW/cm² (±10%)

Accessories

Opalescent Ø 7.5mm light guide Ref.: F 02648
Opalescent Ø 5.5mm light guide Ref.: F 02652
Protective light shield Ref.: F 02555
Battery Ref.: F 02520
Base station Ref.: F 02510

*available in other voltages: please contact your local dealer
or satelec@acteongroup.com for details.

This equipment is manufactured according to current regulations and standard (IEC 60601-1) and according to the EN ISO 13485 quality control certification systems.



All the facets of curing



Mini L.E.D.

Mini L.E.D.*



Until now halogen-type lamps could only polymerize by producing a great deal of heat for few efficient wavelengths (on average 500mW/cm² in the utilizable wavelength).

The maximum emitting spectrum of halogen lamps (over 480nm) is not relevant to the optimal absorption zone of the photo-initiators used in dentistry (approx. 430 to 470nm).

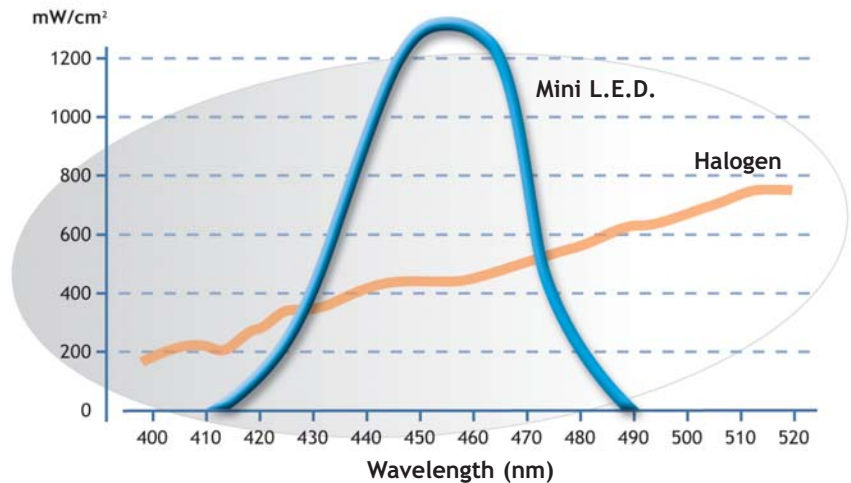
The latest generation L.E.D. (Light Emitting Diode) curing lights offer all that is expected of this new technology and the most recent design developed by Satelec® combines power, efficiency and speed:

- its power (**1,250mW/cm²**) is greatly superior to that of most halogen lamps and nearly as efficient as plasma lamps, without raising the temperature;
- it emits light in the **most efficient part of the spectrum**, suiting most composites currently available: camphoroquinone (470nm), PPD or PAB (430nm);
- it takes only **6 to 12 seconds** to polymerize 2mm of any composite !

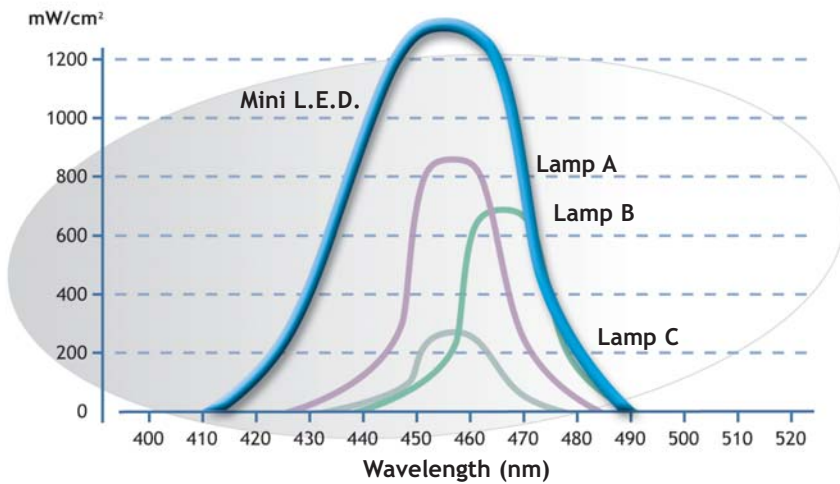
**Design by Prof. François Duret, DDS DSO-PhD, MS, MD-PhD, inventor of the CAD-CAM and the Apollo plasma lamp.*

Efficiency and cold light

Mini L.E.D. emits light in the most relevant and most efficient spectrum (420 to 480nm), unlike the wavelengths of halogen lamps (over 480nm) of which only 20% can be utilized and 80% is lost in heat.



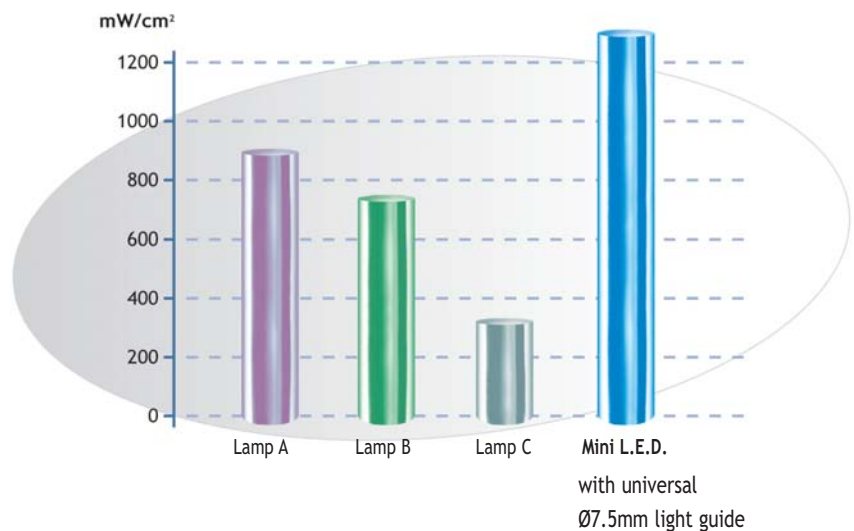
Widest emitting spectrum



Mini L.E.D. offers a wide emitting spectrum, meaning it can activate all the photoinitiators of currently available composites: camphoroquinone (470nm), but also PPD or PAB (430nm).

Power: 1,250 mW/cm²

Mini L.E.D. is a very high-powered lamp: it generates 1,250 mW/cm² light intensity with a single L.E.D.*



*Laboratory testing: unpublished data available upon request.



Best quality materials

- One-piece glass rod light guide provides 30% more emitting power, available in two models: “universal” (Ø7.5mm) and “Booster” (Ø5.5mm).
- Anodized aluminum handpiece.
- Latest generation of SMD electronics.
- Very high-quality single L.E.D. built into a patented optic module.
- Li-Ion battery with no memory effect means 300 successive cycles before needing to recharge (at least one week’s work).



BoosterTip

Amplifying light guide (Ø5.5mm) available as an option for fast and powerful curing at **2,000mW/cm²** (equivalent to plasma lamps).

Design and ergonomics

- Rounded surfaces allow for easy and comfortable manipulation.
- Compact and lightweight (160g).
- Silent: no fan.
- Light guide rotates through 360°.
- Base-charger can be turned in all directions and features stand-by indicator and low battery warning.
- Built-in radiometer (efficiency tester).