

+
**WE
KNOW
ENDO.**

MAILLEFER
TruNatomy™

Redefining root canal treatment

A solution that adapts to you, leveraging your expertise.

dentsplysirona.com/trunatomy

 **Dentsply
Sirona**

Introducing **TruNatomy™**, the latest creation from **Dentsply Sirona** that is part of a long tradition of successful endodontic treatment solution. This tradition includes recognized brands such as **ProTaper** and **WaveOne**, both known and trusted around the world for their reliability and performance.



Dr. George Bruder (DMD)

Dr. Ove Peters (DMD, MS, PhD)

TruNatomy™'s unique combination of features was developed in partnership with skilled practitioners, **Dr. George Bruder** and **Dr. Ove Peters**, leaders in the field of endodontics, with the **Dentsply Sirona's** Maillefer Research and Development Engineering teams. **TruNatomy™** combines Swiss precision with advanced engineering to offer the benefits of improved performance with increased respect of the tooth anatomy.¹

¹ Compared to ProTaper Next*

The new **TruNatomy™** solution offers:

- Improved performance and efficacy¹
- More space for debridement and debris removal¹
- Respect of the natural tooth anatomy
- Preservation of structural dentin, to help maintain the strength of the tooth

TruNatomy™ features products for each step of the root canal treatment that work together smoothly:

- **Glide Path** and **Shaping Files**
- Dedicated **Absorbent points**
- Dedicated **Conform Fit™ Gutta-Percha Obturation Points**
- Dedicated **Irrigation Needle**²



¹ Compared to ProTaper Next™

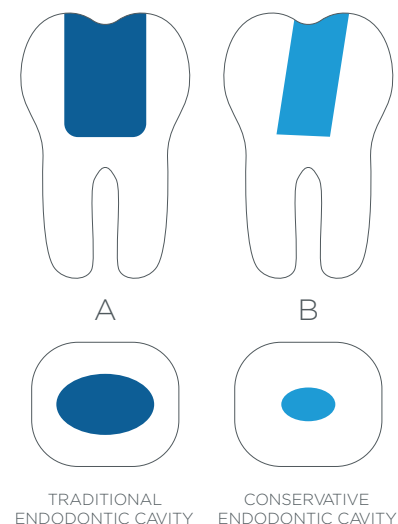
² Tested only on curved canals with a length below 12mm.

ENDODONTIC ACCESS

Successful root canal treatment starts with adequate access to the pulp chamber. The ideal procedure provides access to root canal orifices with minimal loss of dentin.

Dentin is the hard structure around the dental pulp which serves as the critical base for a quality restoration following root canal treatment. The more dentin preserved during an endodontic treatment, the more options there will be to perform a successful, durable restoration.

Thus, a Conservative Endodontic Cavity (CEC) is highly recommended, as the **TruNatomy™** system will work with various endodontic access cavities.



How small should the access cavity be?

Our recommendation is for the orifice to be “as small as practical” given the clinical case. Therefore, Conservative Endodontic Cavity (CEC) is recommended above other options.

INSTRUMENTATION



PREPARING THE CANAL

The **TruNatomy™ Orifice Modifier** adapts the shape of the orifice to create the ideal entry point for the **TruNatomy™ Glider** and **TruNatomy™ Shaping Files**. This file contributes to preserve the coronal anatomy due to its flexibility, diameter and heat-treated NiTi alloy. It is also ideal for cases in which the canal is not vertically oriented as it can enter the tooth from different angles. The **TruNatomy™ Orifice Modifier** is recommended in the basic **TruNatomy™** sequence.

GLIDE PATH

The efficacy of root canal preparation is significantly enhanced when an effective, reproduceable glide path is created.¹ The system features a dedicated glide path instrument. The clinician will experience a smooth transition between the K-File and the **TruNatomy™ Shaping Files**.

- Operates at a higher speed² with less torque
- With just 2 cutting edges,³ it encounters less resistance and thus requires less applied pressure, ensuring precision with increased ease of use
- Thermal treatment provides greater flexibility with improved fatigue resistance⁴



TruNatomy™ Orifice Modifier



TruNatomy™ Glider



TruNatomy™ Small Shaping File



TruNatomy™ Prime Shaping File



TruNatomy™ Medium Shaping File

SHAPING

TruNatomy™ Shaping Files are available in three different sizes and lengths to treat a wide range of cases. While the **TruNatomy™ Prime** shaping file is appropriate for most cases, two additional shaping files, the **TruNatomy™ Small** and the **TruNatomy™ Medium**, are available to address both smaller and larger canals.

TRUNATOMY™ OFFERS SUPERIOR EFFICIENCY

All three shaping files offer a slim shape combined with a unique cross-section for better performance while providing more space for superior⁴ debris debridement.

- Slim NiTi wire design: 0.8 mm MFD instead of up to 1.2 mm for most generic variable tapered files
- Off-centered cross-section
- Operates at a higher speed² with less torque

Up to **3** times more
flexible than *ProTaper Next**

TRUNATOMY™ ENSURES BETTER RESPECT OF THE NATURAL TOOTH ANATOMY

The instrument is made of special NiTi heat-treated wire that provides higher flexibility⁴, allowing the file to be pre-bent when needed. Thanks to its superior canal-centering ability⁴, the instrument is designed to adapt to the canal, not the other way around.

I thought endo was all about removing bacteria.

Yes, that is a very important goal but the overarching goal is to aid in the retention of a functional dentition.

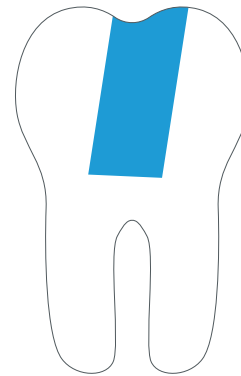
¹ Elmaghy & Elsaka. J Endod. 2014 Dec;40(12):2053-6. | ² 500 rpm vs traditional file speed like ProGlider and ProTaper Next* (300 rpm).
³ Compared to 4 for ProTaper Gold. | ⁴ Compared to ProTaper Next*

TRUNATOMY™ PRESERVES STRUCTURAL DENTIN

The combination of the file geometry, regressive tapers and the slim, highly-flexible wire enables efficient root canal treatment even in cases with curved canals or without straight line access.



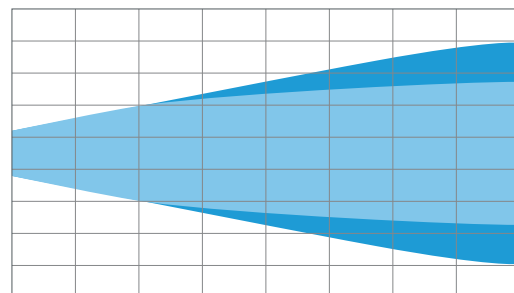
This means that access is possible from different angles while until now, structure needed to be sacrificed for convenience. **TruNatomy™** instruments only remove dentin where clinically needed while ensuring appropriate irrigation of the canal is possible. The size of the cavity is no longer a constraint as creating smaller access cavities that still allow for proper debridement is now a reality.



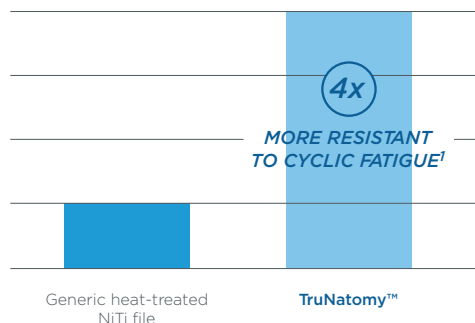
CONSERVATIVE
ENDODONTIC CAVITY

TRUNATOMY™ ADAPTS TO YOU, LEVERAGING YOUR EXPERTISE

Each **TruNatomy™** file progresses smoothly down the canal thanks to its unique design and flexibility, to give you full control throughout the whole preparation; you will not feel a difference when switching between **TruNatomy™ Shaping Files**.



● TruNatomy™ Prime ● Generic progressive tapered file



TRUNATOMY™ ENHANCES PATIENT SAFETY

TruNatomy™ files provides enhanced safety as the risk of breakage is reduced due to its greater flexibility and resistance to cyclic fatigue¹.

TRUNATOMY™ SAVES YOU TIME

TruNatomy™ is an intuitive, straightforward and easy-to-learn endo solution.¹ Also, as it requires less shaping time, this allows more time for irrigation.

TruNatomy™ preparations seem narrow. Can I still obturate properly?

Yes, the **TruNatomy™ Conform Fit™** gutta-percha points are designed to perfectly match the preparations made with **TruNatomy™** files and ensure an optimal obturation.

¹ Compared to ProTaper Next®.

IRRIGATION & OBTURATION

FOR APPROPRIATE DISINFECTION

The **TruNatomy™ Irrigation Needle**¹ complements the treatment sequence.

- The back to back 2-sided vent design maintains a balanced irrigation solution volume for greater control throughout the canal.
- Its soft polypropylene allows the needle to curve and flex easily to follow the root canal anatomy.
- The plastic body makes the needle atraumatic for hard tissues.



The EndoActivator® agitates the irrigation solutions during endodontic treatment to enhance deep cleaning and disinfection.



FOR APPROPRIATE OBTURATION

Dedicated **TruNatomy™** obturation solutions include **Absorbent Points** and variable tapered **Conform Fit™ Gutta-Percha points**. **TruNatomy™ Conform Fit™ Gutta-Percha points** are not made with natural rubber latex and designed to match the precise shapes created by the **TruNatomy™** instruments.

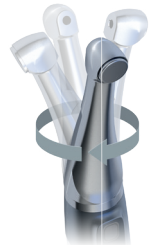
- **Variable taper**
- **Precise fit and accurate tug back**
- **Not made with natural rubber latex**
- **Part of a system-based solution**

EQUIPMENT

Designed with practicality and ease of use in mind, **TruNatomy™** is compatible with the **Dentsply Sirona** wide range of equipment.

This includes:

- The **X-Smart IQ® cordless motor**, the latest addition to the X-Smart family is now part of the IQ ecosystem.
- The **X-Smart IQ® motor** is wirelessly connected to an iPad (without screen size limitations). Its miniature 360°, head and contra-angle help with difficult access cases especially when used in combination with the smaller **TruNatomy™** file latch handles.



- The **Endo IQ® App**: the heart of the IQ experience, is based on the globally used and reliable iOS Operating System. Its regular updates will ensure you remain up-to-date as the file library is constantly updated. You can simply update your **Endo IQ® App** and select the **TruNatomy™** preset.
- The **Propex IQ® Apex Locator** is the latest addition to the IQ ecosystem, this wireless apex locator integrates perfectly with **Endo IQ® App** for a simple and unique experience.
- The **EndoActivator®** with the Small tip (15.02) is recommended for use with **TruNatomy™**.

TruNatomy™ preparations seem very narrow. How can I irrigate?

*The **TruNatomy™ Irrigation Needle**'s flexibility allows it to progress apically in curved canals below 12 mm.*

PRODUCT REFERENCES

TRUNATOMY™ ORIFICE MODIFIER

B ST TNMY 316 OMD	TruNatomy™ Orifice Modifier 16mm x3
B ST TNMY 616 OMD	TruNatomy™ Orifice Modifier 16mm x6

TRUNATOMY™ GLIDER

B ST TNMY 321 GLR	TruNatomy™ Glider 21mm	x3
B ST TNMY 325 GLR	TruNatomy™ Glider 25mm	x3
B ST TNMY 331 GLR	TruNatomy™ Glider 31mm	x3
B ST TNMY 621 GLR	TruNatomy™ Glider 21mm	x6
B ST TNMY 625 GLR	TruNatomy™ Glider 25mm	x6
B ST TNMY 631 GLR	TruNatomy™ Glider 31mm	x6

TRUNATOMY™ SHAPING FILE - SMALL

B ST TNMY 321 SML	TruNatomy™ Small 21mm	x3
B ST TNMY 325 SML	TruNatomy™ Small 25mm	x3
B ST TNMY 331 SML	TruNatomy™ Small 31mm	x3
B ST TNMY 621 SML	TruNatomy™ Small 21mm	x6
B ST TNMY 625 SML	TruNatomy™ Small 25mm	x6
B ST TNMY 631 SML	TruNatomy™ Small 31mm	x6

TRUNATOMY™ SHAPING FILE - PRIME

B ST TNMY 321 PRM	TruNatomy™ Prime 21mm	x3
B ST TNMY 325 PRM	TruNatomy™ Prime 25mm	x3
B ST TNMY 331 PRM	TruNatomy™ Prime 31mm	x3
B ST TNMY 621 PRM	TruNatomy™ Prime 21mm	x6
B ST TNMY 625 PRM	TruNatomy™ Prime 25mm	x6
B ST TNMY 631 PRM	TruNatomy™ Prime 31mm	x6

TRUNATOMY™ SHAPING FILE - MEDIUM

B ST TNMY 321 MED	TruNatomy™ Medium 21mm	x3
B ST TNMY 325 MED	TruNatomy™ Medium 25mm	x3
B ST TNMY 331 MED	TruNatomy™ Medium 31mm	x3
B ST TNMY 621 MED	TruNatomy™ Medium 21mm	x6
B ST TNMY 625 MED	TruNatomy™ Medium 25mm	x6
B ST TNMY 631 MED	TruNatomy™ Medium 31mm	x6

TRUNATOMY™ ASSORTMENT

B ST TNMY 521 AST	TruNatomy™ Assortment 21mm	x5
B ST TNMY 525 AST	TruNatomy™ Assortment 25mm	x5
B ST TNMY 531 AST	TruNatomy™ Assortment 31mm	x5

TRUNATOMY™ SEQUENCE

B ST TNMY 321 SQC	TruNatomy™ Sequence 21mm	x3
B ST TNMY 325 SQC	TruNatomy™ Sequence 25mm	x3
B ST TNMY 331 SQC	TruNatomy™ Sequence 31mm	x3

TRUNATOMY™ IRRIGATION NEEDLE

B NS TNIRD 2230 G	TruNatomy™ Irrigation Needle 30g	x40
-------------------	----------------------------------	-----

TRUNATOMY™ ABSORBENT POINTS

B ST TNPP 000 SML	TruNatomy™ Absorbent Points Small	x180
B ST TNPP 000 PRM	TruNatomy™ Absorbent Points Prime	x180
B ST TNPP 000 MED	TruNatomy™ Absorbent Points Medium	x180
B ST TNPP 000 AST	TruNatomy™ Absorbent Points Assortment	x180

TRUNATOMY™ CONFORM FIT™ GUTTA-PERCHA OBTURATION POINTS

B 00 TNGP F00 SML	TruNatomy™ Conform Fit™ Small	x60
B 00 TNGP F00 PRM	TruNatomy™ Conform Fit™ Prime	x60
B 00 TNGP F00 MED	TruNatomy™ Conform Fit™ Medium	x60
B 00 TNGP F00 AST	TruNatomy™ Conform Fit™ Assortment	x60

TRUNATOMY™ STARTER KIT

B 00 XSIQ TNR KIT



X-Smart IQ® TruNatomy™ Starter Kit

Kit contains:

- X-Smart IQ® Motor Handpiece
- X-Smart IQ® Contra-angle
- X-Smart IQ® iPad Stand
- X-Smart IQ® iPad Mini Protective Case
- 6 blisters TruNatomy™ Assortment: Orifice Modifier to Medium Shaping File, 25mm - 30 files

DEALER INFORMATION

dentsplysirona.com/trunatomy



#trunatomy



Maillefer Instruments Holding Sàrl
Chemin du Verger 3
CH-1338 Ballaigues
Switzerland
Phone: +41 (0)21 843 92 92
endo@dentsplysirona.com
dentsplysirona.com



Produits Dentaires SA
Rue des Bosquets 18
CH-1800 Vevey
Switzerland
pdsa.ch



Dentsply
Sirona

All SKUs except Irrigation Needle

Irrigation Needle