



**SWISS INSTRUMENTS<sup>PM</sup>**

**FROM  
THE INVENTOR  
OF THE  
PIEZON<sup>®</sup>  
METHOD**

**EMS**   
ELECTRO MEDICAL SYSTEMS

SWISS INSTRUMENTS™  
PRECISION BY DESIGN



PS Instrument  
[>magnified 8x]

SWISS INSTRUMENTS™  
PIEZON METHOD

# PIEZON® METHOD → SWISS INSTRUMENTS™<sup>PM</sup>

PIEZON® ULTRASOUND  
INSTRUMENTS FOR A COMPLETE  
RANGE OF TREATMENTS

- ENDODONTICS
- SCALING
- PERIO
- CAVITY PREPARATION
- RESTORATIVE

**TOP QUALITY AT ITS BEST**

# ENDODONTICS – FROM CLASSIC TO STATE OF THE ART→

- SHAPE ROOT CANAL
- CLEAN ROOT CANAL
- LATERAL GUTTA-PERCHA CONDENSATION
- REMOVE CROWNS, BRIDGES AND PINS
- REMOVE CALCIFICATIONS
- REMOVE PIECES OF FRACTURED INSTRUMENTS
- RETROGRADE PREPARATION OF ROOT CANALS



**ULTRA CLEAN**  
Cleaning and disinfecting solution  
for Swiss Piezon® Master 400/600  
and other ultrasound units

Available in selected markets only – please  
contact your local dealer for details

6 BOTTLES AT 1000 ml→ **MUC\_006**



**RT1 INSTRUMENT**  
Diamond-tipped instrument for locating  
canals and removing calcifications in  
the coronal third of the root canal system

**DS\_066 A**



**RT2 INSTRUMENT**  
Diamond-tipped instrument  
for removing ledges. Creates straight  
canal for easy viewing of broken  
instruments

**DS\_067 A**



**D INSTRUMENT**  
For loosening crowns, bridges and pins  
placed previously with phosphate cement

**DS\_005 A**



**H INSTRUMENT**  
For the lateral thermal condensation  
of gutta-percha

**DS\_004 A**



**FLAT WRENCH**  
To change instruments for  
all three file holders

**DT\_018**



**180° FILE HOLDER**  
For use with RT3, Berutti  
and RE2 instruments

**DS\_069**



**120° FILE HOLDER**  
For the flexibility to use different  
endo files, specially suited for  
anterior and premolar areas. Also  
suitable for RE2 and Berutti  
instruments

**DS\_010**



**90° FILE HOLDER**  
For the flexibility to use  
different endo files, specially  
suited for the molar area

**DS\_012**



**RT3 INSTRUMENT**  
Very long and fine instrument for  
the removal of broken instrument tips.  
Use with 180° file holder

**DT\_062**



**RE2 INSTRUMENT**  
Instrument for retrograde root-canal  
isthmus preparation. The surface is coated  
with titanium nitride to improve abrasion.  
Use with 120° or 180° file holders

**DT\_061**




**BERUTTI INSTRUMENT**  
Diamond-tipped instrument for the  
retrograde preparation of root canals.  
A tapered design allows minimally  
invasive access and therefore fewer  
postoperative complications. Use with  
120° or 180° file holders

**DT\_060**



**ESI INSTRUMENT**  
Non-cutting NiTi instrument for  
the effective cleaning and irrigation  
of the root canal system

**DT\_069 /A**



**STEEL FILES/K-FILES/ENDO FILES**  
K-Files for cleaning and disinfecting  
the root canal system [ > Use files in 90° or 120° file holders]

6 endo files ISO 15 (white)	DT_006
6 endo files ISO 20 (yellow)	DT_007
6 endo files ISO 25 (red)	DT_008
6 endo files ISO 30 (blue)	DT_009
6 endo files ISO 35 (green)	DT_010

1 set endo files ISO  
15/20/25/30/35 mm, 6 pcs each

**DT\_011**

## PIEZON® MASTER 600→

FOR USE WITH MORE THAN 20 ULTRASOUND APPLICATIONS WITH THE PIEZON® METHOD, FROM SCALING AND PERIODONTAL THERAPY TO CAVITY PREPARATION



### CART

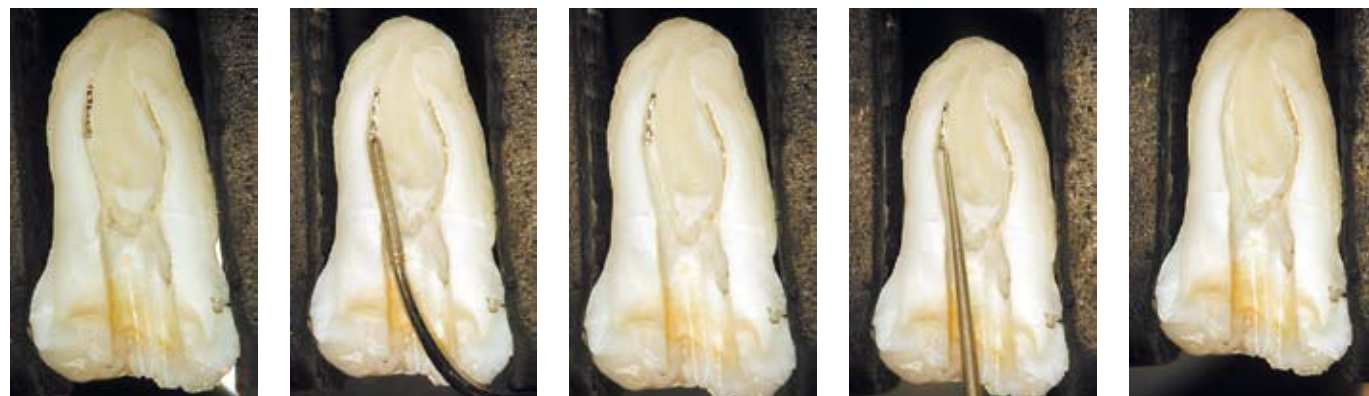
For the mobile use of Piezon® Master 600 with integrated power supply

SILVER→ MD\_907

WHITE→ MD\_908



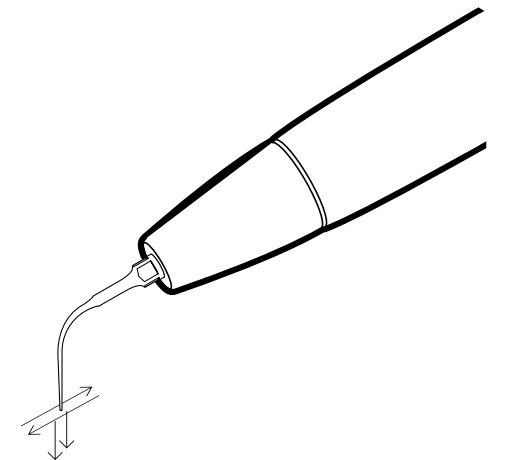
## REMOVING A BROKEN INSTRUMENT WITH SWISS INSTRUMENTS™ RT1, RT2, RT3



## PIEZON® METHOD→

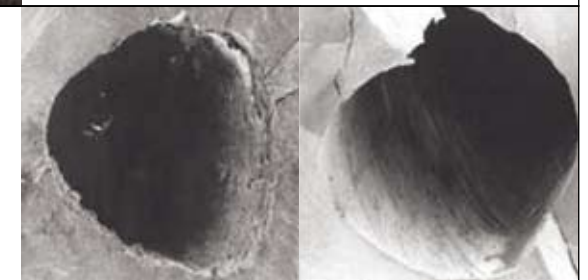
### ABSOLUTELY LINEAR OSCILLATIONS

→FOR UNEQUALLED PRECISION AND GENTLE FUNCTIONING OF EACH INSTRUMENT  
→PERFECT FOR THE RESPECTIVE TREATMENT APPLICATION WITH PERMANENT FEEDBACK MEASUREMENT



- > Hydrodynamic effects are key to success in perio and endo treatments
- > Bactericidal action through cavitation and acoustic streaming

- > Comparison of a root canal prepared using hand instrumentation (left) and one prepared by ultrasound with the Piezon® method (right)

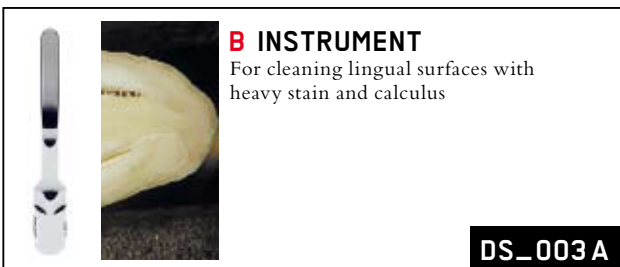
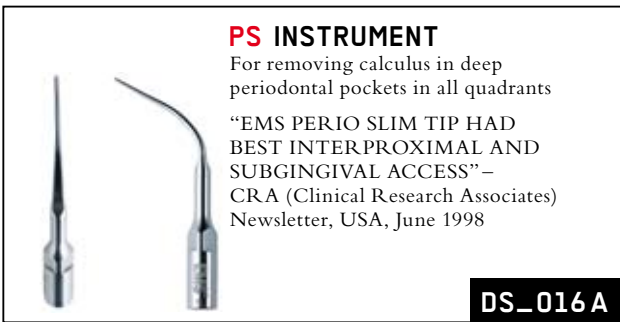



**DURING ENDO TREATMENT, THE QUALITY OF THE INSTRUMENT SURFACE ALLOWS REMOVAL OF EVEN THE SMALLEST AMOUNTS OF TOOTH SUBSTANCE**

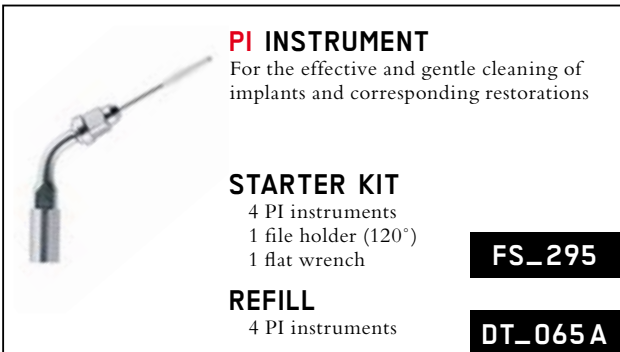


# SCALING AND PERIO→

WITH CONTROLLED INSTRUMENT MOVEMENTS  
GENTLE AND PAINLESS



## IMPLANT CLEANING WITH PIEZON®



**PL1 INSTRUMENT**  
Left-curved instrument for periodontal debridement – especially suitable for difficult-to-reach interproximal surfaces

**DS\_030 A**



**PL4 INSTRUMENT**  
Left-curved instrument with small ball [ $> 0.6\text{-mm diameter}$ ] on instrument tip for the periodontal debridement of furcations and concavities

**DS\_033 A**



**PL2 INSTRUMENT**  
Right-curved. Otherwise same as PL1 instrument

**DS\_031 A**



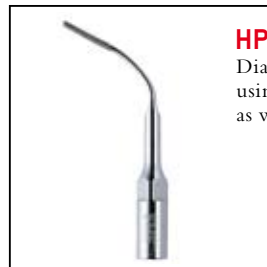
**PL5 INSTRUMENT**  
Right-curved. Otherwise same as PL4 instrument

**DS\_034 A**



**PL3 INSTRUMENT**  
Instrument for cleaning and disinfecting periodontal pockets – especially suitable for follow-up and recall visits

**DS\_032 A**



**HPL3/DPL3 INSTRUMENTS**  
Diamond-tipped perio instruments for in-depth root debridement using direct vision [ $> \text{“Flap”}$ ] – for smoothing restoration overhangs as well as expanding root furcations

**HPL3 70-µm GRAIN→ DS\_075 A**


**DPL3 15-µm GRAIN→ DS\_065 A**



**Bacter X®→**  
**READY-TO-USE CHLORHEXIDINE SOLUTION (0,2 %)**  
**WITH AND WITHOUT ALCOHOL**  
**TO SUPPORT PERIODONTAL TREATMENT**

Available in selected markets only – Please contact your local dealer for details

# HIGH-TECH FLOWERS



→ PL1

→ PS

→ RT1

→ VE

→ PL5

# SWISS INSTRUMENTS™ → SYSTEMS WITH ADVANTAGE

## COMBITORQUE® →

### UNIQUE TORQUE TOOL

- > Unique combination of torque wrench and instrument holder
- > Safe and clear storage of instruments
- > Significantly reduced risk of loss of fine instruments

### EACH INSTRUMENT WITH ITS OWN COMBITORQUE®

- > Instrument and CombiTorque® are sterilised together
- > Dentist or assistant do not need to touch the instrument
- > No risk of injury or contamination

## → STERILE MOUNTING OF TIP

## STERIBOX →

### FULLY STERILISABLE STAINLESS-STEEL TRAYS

- > Clear arrangement and storage of instruments
- > Treatment-specific, sterile treatment preparation
- > Fast choice of instrument during treatment
- > Two sizes – quarter- or half-tray size – depending on the number of handpieces and instruments
- > High quality for long life



# CAVITY PREPARATION →



**SM INSTRUMENT**  
Partially diamond-tipped instrument for preparing mesial cavities – without damage to the adjacent tooth

**DS\_051 A**



**SD INSTRUMENT**  
For distal cavities. Otherwise same as SM instrument

**DS\_052 A**



**PF INSTRUMENT**  
Diamond-tipped instrument for enlarging fissures

**DS\_062 A**



**VE INSTRUMENT**  
Diamond-tipped instrument for veneer preparation – for clearly defined preparation margins with maximum protection for gingiva and adjacent tooth

**DS\_064 A**



**SBm INSTRUMENT**  
Partially diamond-tipped instrument for finishing interproximal mesial cavity margins

**DS\_060 A**



**SBd INSTRUMENT**  
Partially diamond-tipped instrument for finishing interproximal distal cavity margins

**DS\_061 A**



**SB INSTRUMENT**  
Diamond-tipped instrument for enlarging small occlusal and buccal defects

**DS\_057 A**

# RESTORATIVE →



**E INSTRUMENT**  
For condensing small to medium amalgam fillings

**DS\_006 A**



**F INSTRUMENT**  
For condensing large amalgam fillings

**DS\_007 A**



**G INSTRUMENT**  
For smoothing and burnishing amalgam fillings and gold foil fillings

**DS\_008 A**



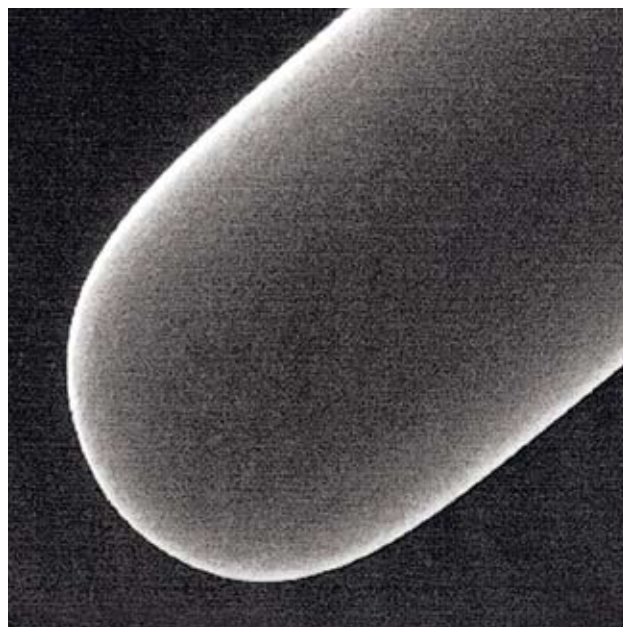
**SP INSTRUMENT**  
For bonding ceramic inlays, onlays and veneers [ >without SP cap ]

**DS\_015 A**

6 SP CAPS → **EL\_063**



## ORIGINAL SWISS INSTRUMENTS™ PL3→



## NO NAME ULTRASOUND INSTRUMENT→



COPIES  
IN THE  
MARKET!

### MAGNIFICATION REVEALS SWISS QUALITY FROM EMS AND SHOWS THE DIFFERENCE

- > Premium surgical steel with exclusive alloy for EMS
- > Intricate manufacturing process with up to 31 production steps
- > Reproducible oscillation behaviour due to high-precision fabrication
- > Fine surface due to special polishing process for long life
- > Inspection of each instrument

MORE INFORMATION ON OUR WEBSITE [WWW.EMS-SWISSQUALITY.COM](http://WWW.EMS-SWISSQUALITY.COM)

**“BUYING CHEAP MAY COST YOU”**

# CHECK YOUR PIEZON® INSTRUMENTS→

EVEN THE BEST ULTRASOUND INSTRUMENTS  
ARE SUBJECT TO NORMAL WEAR

- > 2 mm shorter = 50% performance loss

REGULAR REPLACEMENT DELIVERS MEASURABLE  
TREATMENT EFFICACY

- > Easy removal of calculus = saves time
- > Effortless treatment = practitioner comfort
- > Gentle on the tissue = patient comfort

## YOUR PIEZON® INSTRUMENT TESTER SHOWS IT →







**WWW.EMS-SWISSQUALITY.COM**

EMS  
ELECTRO MEDICAL  
SYSTEM SA  
Chemin de la Vuarpillière 31  
CH-1260 Nyon

Tel. +41 22 99 44 700  
Fax. +41 22 99 44 701  
welcome@ems-ch.com  
www.ems-dent.com